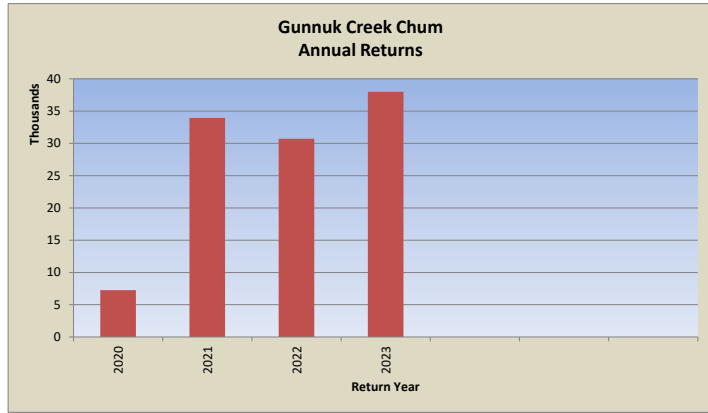


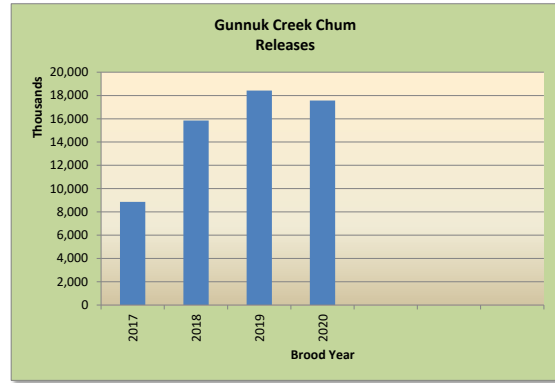
GUNNUK CREEK Chum Returns by Return Year

Project	Return Year	Adult Return
Gunnuk Creek Chum	2020	7,243
Gunnuk Creek Chum	2021	33,946
Gunnuk Creek Chum	2022	30,720
Gunnuk Creek Chum	2023	37,996
<b>Total</b>		<b>109,905</b>



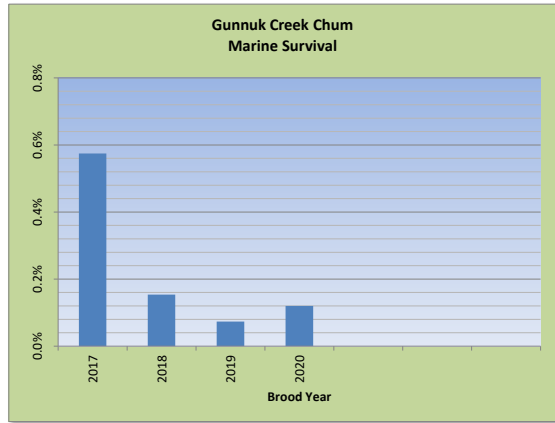
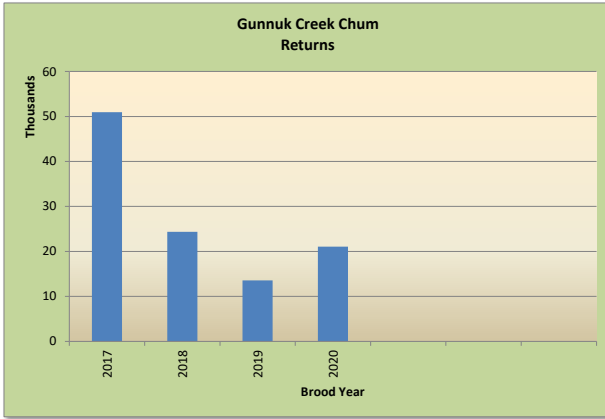
**GUNNUK CREEK Chum Returns by Brood Year & Marine Survival**

Project	Year Brood	Release	Adults	MS	Status
Gunnuk Creek Chum	2017	8,866,586	50,932	0.57%	F
Gunnuk Creek Chum	2018	15,857,078	24,353	0.15%	I
Gunnuk Creek Chum	2019	18,426,597	13,561	0.07%	I
Gunnuk Creek Chum	2020	17,566,539	21,059	0.12%	I
<b>Total</b>		<b>60,716,800</b>	<b>109,905</b>		



Status: F= Final; F\*= Final except for small 6-year-old return; I= Incomplete adult returns

	Release	Adults	MS
Avg. (BY2017-2019)	15,179,200	27,476	0.23%
5-yr avg (BY2017-2021)	na	na	na
10-yr avg (BY na)	na	na	na



**Gunnuk Creek Chum Returns - Age Class Estimates**

Project Gunnuk Creek Chum

Sum of Adult at Age	Age				Grand Total
	3	4	5	6	
Year Brood					
2017	7,243	32,503	10,752	434	50,932
2018	1,443	18,732	4,178		24,353
2019	1,236	12,325			13,561
2020	21,059				21,059
<b>Grand Total</b>	<b>30,981</b>	<b>63,560</b>	<b>14,930</b>	<b>434</b>	<b>109,905</b>

	Release	M.S.
	8,866,586	0.57%
Incomplete	15,857,078	0.15%
Incomplete	18,426,597	0.07%
Incomplete	17,566,539	0.12%

Project Sunnuk Creek Chum

Sum of Pcnt at Age	Age				Grand Total
	3	4	5	6	
Year Brood					
2017	14.2%	63.8%	21.1%	0.9%	100%
2018	5.9%	76.9%	17.2%		100%
2019	9.1%	90.9%			100%
2020	100.0%				100%

	Release	M.S.
	8,866,586	0.57%
Incomplete	15,857,078	0.15%
Incomplete	18,426,597	0.07%
Incomplete	17,566,539	0.12%

Complete BY Avg. (BY2017)	14.2%	63.8%	21.1%	0.9%	15,179,200	0.57%
---------------------------	-------	-------	-------	------	------------	-------

5-yr avg (BY2017-21)	na	na	na	na	na	na
10-yr avg (BY2017-26)	na	na	na	na	na	na