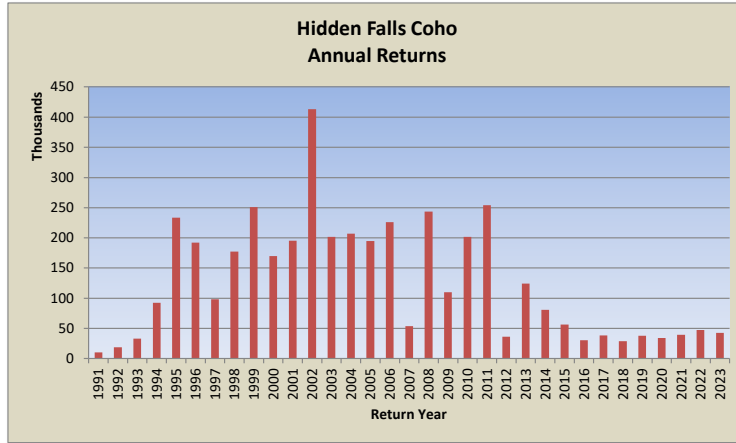


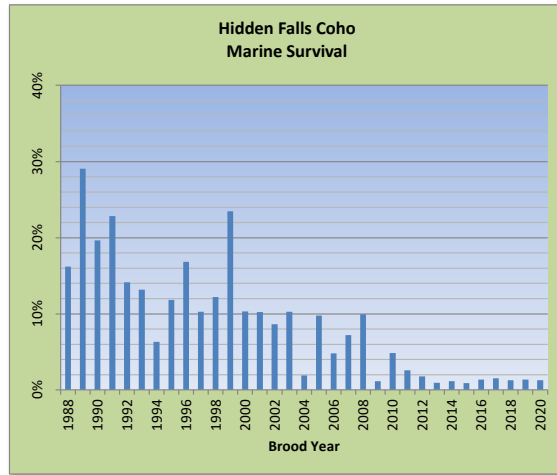
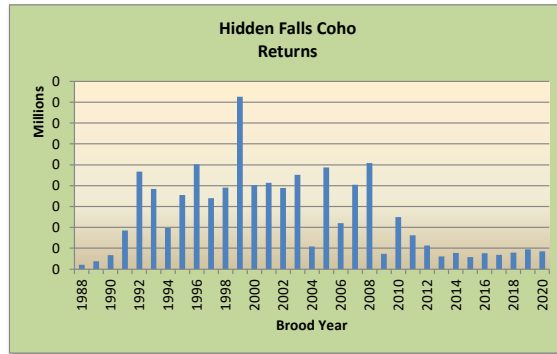
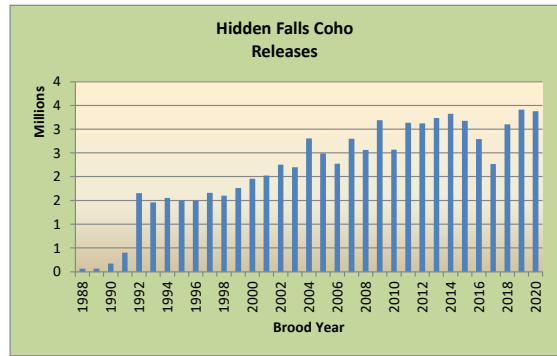
Hidden Falls Coho Returns by Return Year

Project	Return Year	Adult Return
Hidden Falls Coho	1991	10,153
Hidden Falls Coho	1992	18,661
Hidden Falls Coho	1993	33,166
Hidden Falls Coho	1994	92,400
Hidden Falls Coho	1995	233,650
Hidden Falls Coho	1996	192,045
Hidden Falls Coho	1997	98,199
Hidden Falls Coho	1998	177,425
Hidden Falls Coho	1999	251,096
Hidden Falls Coho	2000	170,082
Hidden Falls Coho	2001	195,359
Hidden Falls Coho	2002	412,992
Hidden Falls Coho	2003	201,652
Hidden Falls Coho	2004	206,819
Hidden Falls Coho	2005	194,657
Hidden Falls Coho	2006	226,205
Hidden Falls Coho	2007	53,703
Hidden Falls Coho	2008	243,544
Hidden Falls Coho	2009	109,749
Hidden Falls Coho	2010	201,890
Hidden Falls Coho	2011	254,307
Hidden Falls Coho	2012	36,476
Hidden Falls Coho	2013	124,347
Hidden Falls Coho	2014	80,734
Hidden Falls Coho	2015	56,323
Hidden Falls Coho	2016	30,505
Hidden Falls Coho	2017	38,345
Hidden Falls Coho	2018	28,773
Hidden Falls Coho	2019	37,685
Hidden Falls Coho	2020	34,364
Hidden Falls Coho	2021	39,580
Hidden Falls Coho	2022	47,248
Hidden Falls Coho	2023	42,774
Total		4,174,908



Hidden Falls Coho Returns by Brood Year & Marine Survival

Project	Year Brood	Release	Adults	MS
Hidden Falls Coho	1988	62,595	10,153	16.22%
Hidden Falls Coho	1989	64,155	18,661	29.09%
Hidden Falls Coho	1990	168,862	33,166	19.64%
Hidden Falls Coho	1991	404,069	92,400	22.87%
Hidden Falls Coho	1992	1,651,071	233,650	14.15%
Hidden Falls Coho	1993	1,458,657	192,045	13.17%
Hidden Falls Coho	1994	1,554,122	98,199	6.32%
Hidden Falls Coho	1995	1,501,428	177,425	11.82%
Hidden Falls Coho	1996	1,489,644	251,096	16.86%
Hidden Falls Coho	1997	1,657,809	170,082	10.26%
Hidden Falls Coho	1998	1,599,069	195,359	12.22%
Hidden Falls Coho	1999	1,758,775	412,992	23.48%
Hidden Falls Coho	2000	1,954,204	201,652	10.32%
Hidden Falls Coho	2001	2,023,849	206,819	10.22%
Hidden Falls Coho	2002	2,251,020	194,657	8.65%
Hidden Falls Coho	2003	2,199,914	226,205	10.28%
Hidden Falls Coho	2004	2,802,729	53,703	1.92%
Hidden Falls Coho	2005	2,487,823	243,544	9.79%
Hidden Falls Coho	2006	2,274,731	109,749	4.82%
Hidden Falls Coho	2007	2,797,375	201,890	7.22%
Hidden Falls Coho	2008	2,560,498	254,307	9.93%
Hidden Falls Coho	2009	3,185,142	36,476	1.15%
Hidden Falls Coho	2010	2,569,138	124,347	4.84%
Hidden Falls Coho	2011	3,136,431	80,734	2.57%
Hidden Falls Coho	2012	3,119,963	56,323	1.81%
Hidden Falls Coho	2013	3,236,886	30,505	0.94%
Hidden Falls Coho	2014	3,321,349	38,345	1.15%
Hidden Falls Coho	2015	3,176,580	28,773	0.91%
Hidden Falls Coho	2016	2,790,687	37,685	1.35%
Hidden Falls Coho	2017	2,265,343	34,364	1.52%
Hidden Falls Coho	2018	3,101,589	39,580	1.28%
Hidden Falls Coho	2019	3,413,179	47,248	1.38%
Hidden Falls Coho	2020	3,375,361	42,774	1.27%
Total		71,414,047	4,174,908	



	Release	Adults	MS
Avg. (BY1988-2020)	2,164,062	126,512	8.8%
5-yr avg (BY2016-2020)	2,989,232	40,330	1.4%
10-yr avg (BY2011-2020)	3,093,737	43,633	1.4%