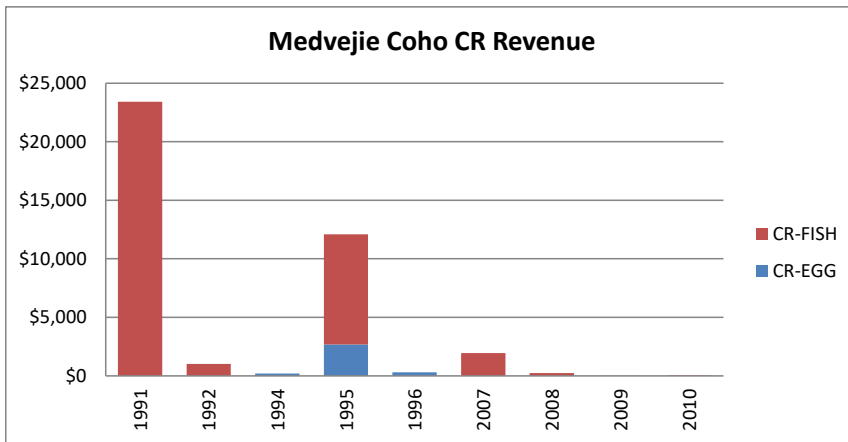


## Medvejie Coho Cost Recovery History

### Revenue

Project (Multiple Items) Data includes Shamrock Bay  
 ProductSpecies (Multiple Items) See Sawmill Creek for returns after 2010

Revenue Year	TransTypeID CR-EGG	CR-FISH	Grand Total
1991		\$23,409	\$23,409
1992		\$1,026	\$1,026
1994	\$203		\$203
1995	\$2,685	\$9,418	\$12,103
1996	\$308		\$308
2007		\$1,947	\$1,947
2008		\$249	\$249
2009		\$1	\$1
2010		\$52	\$52
<b>Grand Total</b>	<b>\$3,195</b>	<b>\$36,101</b>	<b>\$39,296</b>



ProductSpecies (Multiple Items) Splits by site.

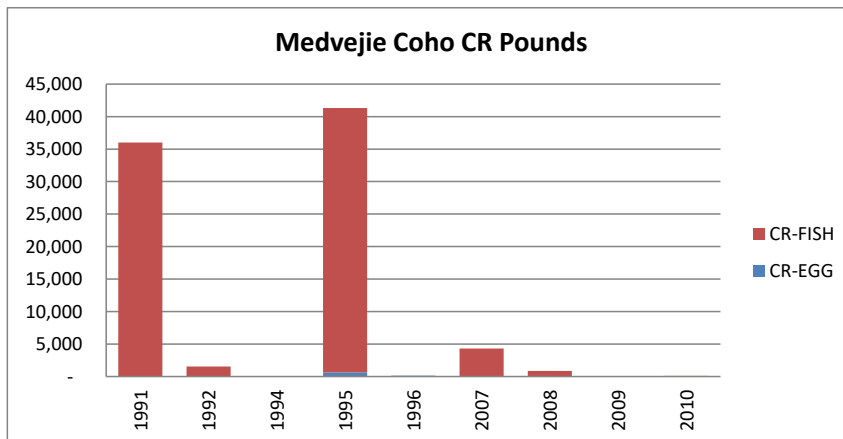
Revenue Project	Year	TransTypeID CR-EGG	CR-FISH	Grand Total	
Shamrock Bay Cr	1995		\$9,418	\$9,418	
	1996	\$308		\$308	
<b>Shamrock Bay Coho Total</b>		<b>\$308</b>	<b>\$9,418</b>	<b>\$9,725</b>	
Medvejie Coho	1991		\$23,409	\$23,409	
	1992		\$1,026	\$1,026	
	1994	\$203		\$203	
	1995	\$2,685		\$2,685	
	2007		\$1,947	\$1,947	
	2008		\$249	\$249	
	2009		\$1	\$1	
	2010		\$52	\$52	
	<b>Medvejie Coho Total</b>		<b>\$2,888</b>	<b>\$26,684</b>	<b>\$29,571</b>
	<b>Grand Total</b>		<b>\$3,195</b>	<b>\$36,101</b>	<b>\$39,296</b>

## Medvejie Coho Cost Recovery History

### Pounds

Project (Multiple Items) Data includes Shamrock Bay  
 ProductSpecies (Multiple Items) See Sawmill Creek for returns after 2010

Pounds Sold Year	TransTypeID		Grand Total
	CR-EGG	CR-FISH	
1991		36,014	36,014
1992		1,532	1,532
1994	77		77
1995	637	40,682	41,319
1996	123		123
2007		4,297	4,297
2008		867	867
2009		27	27
2010		86	86
<b>Grand Total</b>	<b>837</b>	<b>83,505</b>	<b>84,342</b>



ProductSpecies (Multiple Items) Splits by site.

Pounds Sold Project	Year	TransTypeID		Grand Total
		CR-EGG	CR-FISH	
Shamrock Bay Cr	1995		40,682	40,682
	1996	123		123
<b>Shamrock Bay Coho Total</b>		<b>123</b>	<b>40,682</b>	<b>40,805</b>
Medvejie Coho	1991		36,014	36,014
	1992		1,532	1,532
	1994	77		77
	1995	637		637
	2007		4,297	4,297
	2008		867	867
	2009		27	27
	2010		86	86
	<b>Medvejie Coho Total</b>		<b>714</b>	<b>42,823</b>
<b>Grand Total</b>		<b>837</b>	<b>83,505</b>	<b>84,342</b>

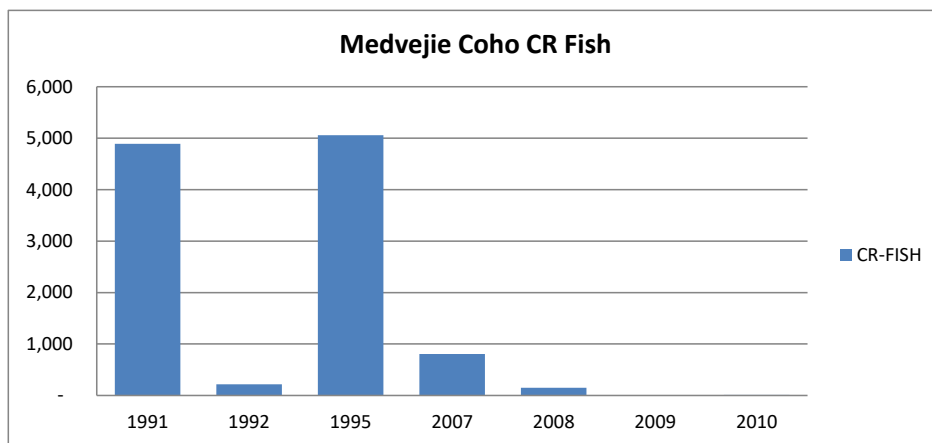
## Medvejie Coho Cost Recovery History

### Fish

Project	(Multiple Items)
ProductSpecies	(Multiple Items)

Data includes Shamrock Bay  
See Sawmill Creek for returns after 2010

Fish Landed Year	TransTypeID CR-FISH	Grand Total
1991	4,890	4,890
1992	219	219
1995	5,060	5,060
2007	806	806
2008	152	152
2009	6	6
2010	13	13
<b>Grand Total</b>	<b>11,146</b>	<b>11,146</b>



ProductSpecies	(Multiple Items)
----------------	------------------

Splits by site.

Fish Landed Project	Year	TransTypeID CR-FISH	Grand Total
Shamrock Bay Cr	1995	5,060	5,060
<b>Shamrock Bay Coho Total</b>		<b>5,060</b>	<b>5,060</b>
Medvejie Coho	1991	4,890	4,890
	1992	219	219
	2007	806	806
	2008	152	152
	2009	6	6
	2010	13	13
<b>Medvejie Coho Total</b>		<b>6,086</b>	<b>6,086</b>
<b>Grand Total</b>		<b>11,146</b>	<b>11,146</b>