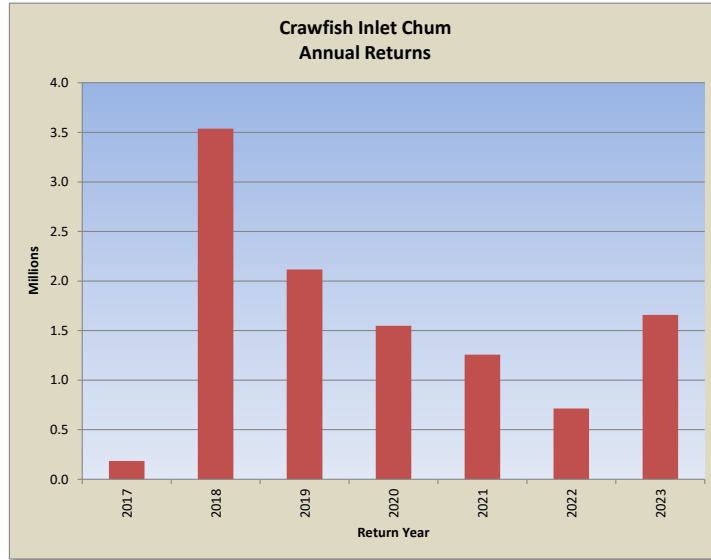


Crawfish Inlet Chum Returns by Return Year

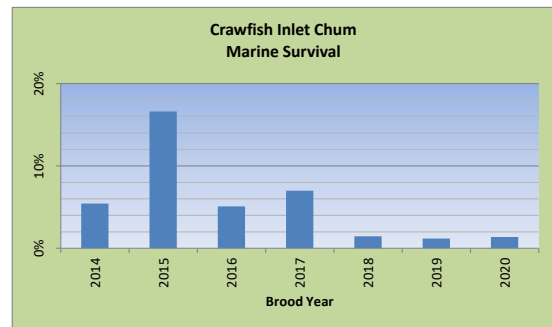
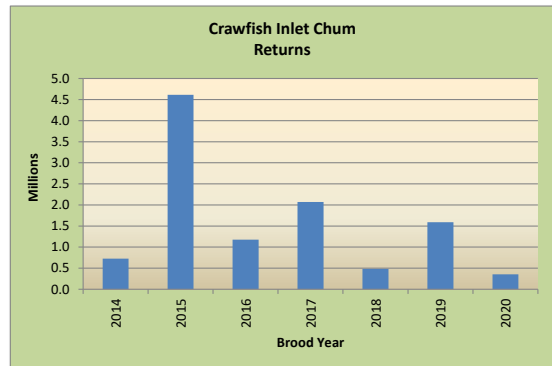
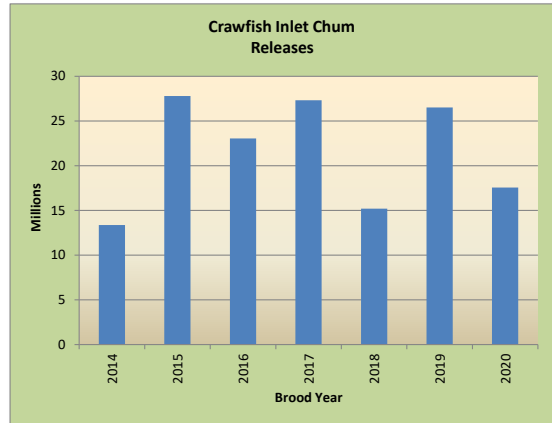
| Project | Return Year | Adult Return |
|---------------------|-------------|-------------------|
| Crawfish Inlet Chum | 2017 | 184,766 |
| Crawfish Inlet Chum | 2018 | 3,536,748 |
| Crawfish Inlet Chum | 2019 | 2,117,487 |
| Crawfish Inlet Chum | 2020 | 1,548,789 |
| Crawfish Inlet Chum | 2021 | 1,257,262 |
| Crawfish Inlet Chum | 2022 | 713,410 |
| Crawfish Inlet Chum | 2023 | 1,659,084 |
| Total | | 11,017,546 |



Crawfish Inlet Chum Returns by Brood Year & Marine Survival

| Project | Year Brood | Release | Adults | MS | Status |
|---------------------|------------|--------------------|-------------------|--------|--------|
| Crawfish Inlet Chum | 2014 | 13,370,294 | 727,171 | 5.44% | F |
| Crawfish Inlet Chum | 2015 | 27,794,243 | 4,614,496 | 16.60% | F |
| Crawfish Inlet Chum | 2016 | 23,042,232 | 1,174,924 | 5.09% | F |
| Crawfish Inlet Chum | 2017 | 27,319,517 | 2,072,097 | 7.00% | F |
| Crawfish Inlet Chum | 2018 | 15,205,614 | 484,051 | 1.45% | I |
| Crawfish Inlet Chum | 2019 | 26,506,145 | 1,589,936 | 1.17% | I |
| Crawfish Inlet Chum | 2020 | 17,566,539 | 354,870 | 1.37% | I |
| Total | | 150,804,584 | 11,017,546 | | |

Status: F= Final; I= Incomplete adult returns



Crawfish Inlet Chum Returns - Age Class Estimates

Project **Crawfish Inlet Chum**

| Sum of Adult at Age | Age | | | | Grand Total | Release | M.S. |
|---------------------|------------------|------------------|---------------|----------|------------------|-----------------------|-------|
| Year Brood | 3 | 4 | 5 | 6 | | | |
| 2014 | 184,766 | 525,856 | 16,549 | - | 727,171 | 13,370,294 | 5.44% |
| 2015 | 3,010,892 | 1,564,766 | 38,838 | - | 4,614,496 | 27,794,243 | 16.6% |
| 2016 | 536,172 | 592,938 | 42,540 | 3,274 | 1,174,924 | 23,042,232 | 5.1% |
| 2017 | 917,013 | 993,876 | 144,768 | 16,440 | 2,072,097 | 27,319,517 | 7.58% |
| 2018 | 220,846 | 254,948 | 8,257 | | 484,051 | Incomplete 15,205,614 | 3.18% |
| 2019 | 310,420 | 1,279,516 | | | 1,589,936 | Incomplete 26,506,145 | 6.00% |
| 2020 | 354,870 | | | | 354,870 | Incomplete 17,566,539 | 2.02% |
| Grand Total | 3,731,830 | 2,683,560 | 97,927 | - | 8,588,688 | | |

Project **Crawfish Inlet Chum**

| Sum of Pcnt at Age | Age | | | | Grand Total | Release | M.S. |
|--------------------|--------|-------|------|------|-------------|-----------------------|-------|
| Year Brood | 3 | 4 | 5 | 6 | | | |
| 2014 | 25.4% | 72.3% | 2.3% | 0.0% | 100.0% | 13,370,294 | 5.44% |
| 2015 | 65.2% | 33.9% | 0.8% | 0.0% | 100.0% | 27,794,243 | 16.6% |
| 2016 | 45.6% | 50.5% | 3.6% | 0.3% | 100.0% | 23,042,232 | 5.1% |
| 2017 | 44.3% | 48.0% | 7.0% | 0.8% | 100.0% | 27,319,517 | 7.58% |
| 2018 | 45.6% | 52.7% | 1.7% | 0.0% | 100.0% | Incomplete 15,205,614 | 3.18% |
| 2019 | 19.5% | 80.5% | 0.0% | 0.0% | 100.0% | Incomplete 26,506,145 | 6.00% |
| 2020 | 100.0% | 0.0% | 0.0% | 0.0% | 100.0% | Incomplete 17,566,539 | 2.02% |

| | | | | |
|------------------------|-------|-------|------|------|
| Avg. (BY2014-2017) | 45.1% | 51.2% | 3.4% | 0.3% |
| 4-yr avg (BY2014-2017) | 45.1% | 51.2% | 3.4% | 0.3% |
| 10-yr avg (BY na) | na | na | na | na |